



Analysis of the specific heat and the free energy of $[\text{N}(\text{CH}_3)_4]_2\text{ZnBr}_4$ close to the ferro-paraelastic phase transition

A. Kiraci

To cite this article: A. Kiraci (2019) Analysis of the specific heat and the free energy of $[\text{N}(\text{CH}_3)_4]_2\text{ZnBr}_4$ close to the ferro-paraelastic phase transition, Phase Transitions, 92:3, 249-258, DOI: [10.1080/01411594.2019.1566547](https://doi.org/10.1080/01411594.2019.1566547)

To link to this article: <https://doi.org/10.1080/01411594.2019.1566547>



Published online: 21 Jan 2019.



Submit your article to this journal [↗](#)



Article views: 62



View related articles [↗](#)



View Crossmark data [↗](#)



Citing articles: 2 View citing articles [↗](#)



Analysis of the specific heat and the free energy of $[\text{N}(\text{CH}_3)_4]_2\text{ZnBr}_4$ close to the ferro-paraelastic phase transition

A. Kiraci 

Inter-Curricular Courses Department, Cankaya University, Ankara, Turkey

ABSTRACT

A power-law formula deduced from the Ising model was used to analyze the temperature dependence of the specific heat C_p and the Gibbs free energy G of $[\text{N}(\text{CH}_3)_4]_2\text{ZnBr}_4$ compound in the vicinity of the phase transition temperature of $T_C = 287.2$ K. Obtained values of the critical exponents α from the Gibbs free energy were consistent with that predicted from 2-d potts model ($\alpha = 0.3$), while obtained values of α from the specific heat in both ferroelastic and paraelastic phases were consistent with that predicted from the mean field theory ($\alpha = 0$) in the vicinity of the phase transition temperature. This is an indication of that $[\text{N}(\text{CH}_3)_4]_2\text{ZnBr}_4$ compound undergoes a second order type phase transition.

Also, the enthalpy (H) and the entropy (S) of this crystal were calculated in terms of the extracted values of the critical exponent in both ferroelastic and paraelastic phases.

ARTICLE HISTORY

Received 29 October 2018

Accepted 6 December 2018

KEYWORDS

Ising model; specific heat; free energy; critical exponent; $[\text{N}(\text{CH}_3)_4]_2\text{ZnBr}_4$

1. Introduction

Tetramethylammonium tetrabromozincate, $[\text{N}(\text{CH}_3)_4]_2\text{ZnBr}_4$, is a member of A_2BX_4 type dielectrics, where A denotes the tetramethyl ammonium group ($\text{N}(\text{CH}_3)_4$ or shortly TMA), B is the transition metal such as Co, Cu or Zn and X represents the halogen such as Br or Cl. $[\text{N}(\text{CH}_3)_4]_2\text{ZnBr}_4$ (hereafter TMA- ZnBr_4) undergoes a second order transition from paraelastic (phase I) to ferroelastic (phase II) at around $T_C = 287.2$ K [1–4]. TMA- ZnBr_4 belongs to orthorhombic structure with the space group Pmnc above the transition temperature (paraelastic phase) and its lattice parameters in this structure reported as $a = 12.681$ Å, $b = 9.239$ Å and $c = 16.025$ Å [5]. It is also reported that [6,7] two inequivalent kinds of TMA molecule and one kind of ZnBr_4 molecule are all disordered symmetrically with the mirror planes of Pmnc in the paraelastic phase. Below the transition temperature (ferroelastic phase), TMA- ZnBr_4 belongs to monoclinic structure with the space group $\text{P}12_1/\text{c}1$ and the lattice constants in this structure reported to be $a = 12.534$ Å, $b = 9.142$ Å, $c = 15.722$ Å and the monoclinic angle $\beta = 89.69^\circ$ [8]. Two kinds of chains composed of ZnBr_4 and TMA molecules are reported to characterize the structure in the ferroelastic phase [8]. Beyond this, the crystal structure of TMA- CoBr_4 and its phase transitions are reported to be similar to those of TMA- ZnBr_4 [9,10]. As a ferroelastic material TMA- ZnBr_4 has potential applications in industry including optical modulators, optical domain walls memories, and tunable active gratings for lasers, tunable acoustic filters, tunable Bragg gratings and tunable diffraction gratings [11].

Various experimental techniques have been carried out to understand the phase transition mechanism in TMA- ZnBr_4 . Igartua and co-workers [3] have measured the Raman spectra and the specific heat at various temperatures of this crystal by using the Raman scattering and the adiabatic

calorimeter techniques. They observed a λ -type anomaly in the vicinity of the transition temperature of $T_C = 287.2$ K, that indicates an order–disorder type transition. Kuok and co-workers [12] showed the softening of the elastic constant C_{55} in both ferroelastic and paraelastic phases by using the Brillouin scattering and the ultrasonic pulse echo overlap techniques. In their x-ray diffraction studies, Hasebe [13] and Shimomuna et al. [14] have observed an anomalous behavior in the monoclinic angle β . The deviation angle $\Delta\beta$ increased rapidly in the paraelectric phase up to the phase transition temperature, as the temperature decreased $\Delta\beta$ decreased almost linearly and below 113 K $\Delta\beta$ changed its sign. Sawada et al. have proposed a simple sublattice model to explain this anomaly [15–17], on the other hand Harada et al. [9] have explained this anomaly by using a coupling term between the order parameter and the shear strains on the basis of the Landau-type free energy. Gesi and co-workers have showed the linear dependence between the hydrostatic pressure and the transition temperature [18–20]. Iwata et al. [21] have observed ferroelastic domains in TMA-ZnBr₄ single crystal and also they measured temperature and time dependence of the domain size distribution in this crystal. Optical measurement of TMA-ZnBr₄ crystal has been carried out by Etxebarria and co-workers [22]. Recently, Lim [23] has investigated the chemical shifts and the intensities of ¹H, ¹³C and ¹⁴N nuclei in TMA-ZnBr₄ single crystal by nuclear magnetic resonance (NMR) and magic angle spinning (MAS) NMR spectroscopy.

Various interpretations have been reported in the literature for the critical behavior of the specific heat in terms of the compressible Ising model. Rice [24], Mathis and Schultz [25] have predicted the specific heat at constant volume (C_v) goes to infinity at the transition temperature for a first order transition. On the contrary, Larkin and Pikin [26] have claimed that the specific heat at constant pressure (C_p) goes to infinity rather than C_v in a compressible Ising lattice which undergoes weakly first order or nearly second order phase transition. Domb [27] considered the finite size of crystal which limits the magnitude of the specific heat. In their studies Baker and Essam [28] also Wagner [29] pointed out that C_p remains finite as T_C is approached from below. The interaction between spins and phonons (optic and/or acoustic) in a lattice system may play an important role in changing the character of the transition from second order to first order, as reported previously [30]. Such treatments have been taken into account in a compressible Ising model by Wagner [29] and Ahorny [31]. In his study, Yurtseven [32] developed a compressible Ising model superimposed on a system of lattice vibrations to predict the critical behavior of some thermodynamic functions such as specific heat, isothermal compressibility and thermal expansion close to the T_C for such crystals exhibiting weakly first order or nearly second order phase transitions. The fact that thermodynamic quantities mentioned above are experimentally measurable provides an important opportunity in testing in theory. Yurtseven and co-workers have used this compressible Ising model to investigate the critical behavior of the specific heat near the phase transition temperature for various ferroelectric materials such as NH₄Br_xCl_{1-x} [33], LiKSO₄ [34] and NH₄Cl [35].

In this study, the applicability of the Ising model for the critical behavior of the specific heat close to the phase transition temperature was tested on the dielectric material TMA-ZnBr₄. Values of the critical exponent α were extracted from the observed [36] specific heat and the Gibbs energy of TMA-ZnBr₄ crystal in terms of the Ising model at various temperature intervals close to the phase transition temperature of $T_C = 287.2$ K. Additionally, the temperature dependence of the enthalpy (H) and the entropy (S) of TMA-ZnBr₄ were predicted in the vicinity of the ferro-paraelastic transition temperature.

2. Calculations and results

The free energy G of an Ising system is defined as

$$G = -kT \ln Z \quad (2.1)$$

where Z is the partition function given as

$$Z = \sum_{ij} e^{-H/kT} \quad (2.2)$$

in Equation (2.2) H is the Ising Hamiltonian given by

$$H = -J \sum_{ij} \sigma_i \sigma_j \quad (2.3)$$

where σ_i and σ_j are the Ising spin variables and J is the interaction parameter between the nearest-neighbor molecules. In his study, Yurtseven [32] described a power-law formula for the critical behavior of the free energy near the phase transitions given as

$$G = A_0' + A' |\epsilon|^{2-\alpha} \quad (2.4)$$

in Equation (2.4), $A_0' = JA_0$ and $A' = JA$ are the parameters in the dimensions of energy with constants A_0 and A , $\epsilon = |T - T_C|/T_C$ is the reduced temperature and α is the critical exponent. An analytical expression for the critical behavior of the specific heat C has been reported by Yurtseven and Sherman [37] by taking the second derivative of the free energy with respect to the temperature given as

$$C = -\frac{A' T}{T_C^2} (1 - \alpha)(2 - \alpha) |\epsilon|^{-\alpha} \quad (2.5)$$

2.1. Analysis of the specific heat and the Gibbs free energy

The observed [36] data of the Gibbs free energy of TMA-ZnBr₄ were analyzed according to Equation (2.4) close to the phase transition temperature of $T_C = 287.2$ K, and the fitting parameters A_0' , A' and also the critical exponent α were extracted in the temperature intervals indicated, as given in Table 1. Figure 1 shows the Gibbs free energy G as a function of the reduced temperature ϵ according to Equation (2.4) for the temperature interval of $282.9 < T(\text{K}) < 286.9$. Also, the heat capacity data (C_p) of this crystal [36] were analyzed according to Equation (2.5) and the fitting parameter A' and the critical exponent α were deduced (Table 2) in both ferroelastic ($T < T_C$) and paraelastic ($T > T_C$) phases of TMA-ZnBr₄. Figure 2 shows C_p against the reduced temperature ϵ according to Equation (2.5) in the temperature intervals of $284.2 < T(\text{K}) < 286.9$ (ferroelastic phase) and $287.4 < T(\text{K}) < 287.9$ (paraelastic phase), respectively. It is obvious from Figure 2 that Equation (2.5) describe the experimental data better in the ferroelastic phase ($T < T_C$) than the paraelastic ($T > T_C$) phase for the temperature intervals indicated. The extracted values of the critical exponent α from the Gibbs free energy (Equation (2.4)) and also from the heat capacity (Equation (2.5)) were given in Figure 3 as a function of the change in temperature (ΔT) according to the temperature intervals indicated in Tables 1 and 2. Furthermore, the fitting parameter A' calculated from the Gibbs free energy (Equation (2.4)) and also from the specific [36] (Equation (2.5)) was given in Figure 4 in the

Table 1. Values of the A_0' , A' and critical exponent α according to Equation (2.4) in the ferroelastic phase ($T < T_C$) of TMA-ZnBr₄ ($T_C = 287.2$ K) for the temperature intervals indicated.

$-A_0'$ (J)	$-A'$ (J)	α	Temperature interval (K)	ΔT (K)
0.56 ± 0.05	8444 ± 289	0.31 ± 0.01	$277.2 < T < 286.9$	9.7
0.55 ± 0.06	8373 ± 436	0.31 ± 0.02	$278.6 < T < 286.9$	8.3
0.57 ± 0.07	8756 ± 742	0.30 ± 0.02	$280.1 < T < 286.9$	6.9
0.58 ± 0.08	9090 ± 1446	0.29 ± 0.04	$281.5 < T < 286.9$	5.5
0.55 ± 0.10	7376 ± 2542	0.33 ± 0.08	$282.9 < T < 286.9$	4.1
0.44 ± 0.11	3497 ± 1945	0.50 ± 0.12	$284.2 < T < 286.9$	2.7
0.49 ± 0.17	17803 ± 53894	0.20 ± 0.60	$285.6 < T < 286.9$	1.3

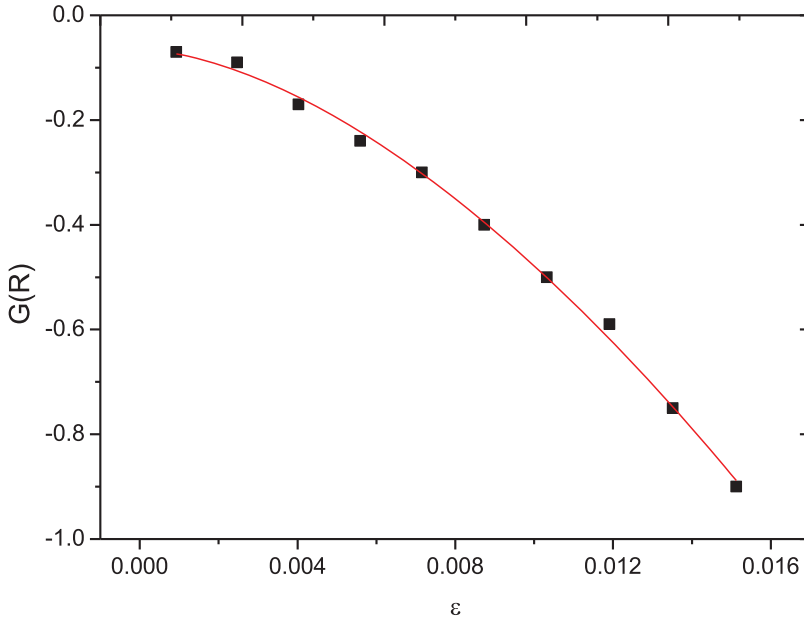


Figure 1. Gibbs free energy [36], G , as a function of reduced temperature ε according to Equation (2.4) in the ferroelastic phase ($T < T_C$) of TMA-ZnBr₄ for the temperature interval of $282.9 < T(\text{K}) < 286.9$ ($T_C = 287.2$ K). The solid line is guide to the eye.

ferroelastic phase of TMA-ZnBr₄. For the appropriate unit of A' (Joule), the following quantities were used for TMA-ZnBr₄: mass (m) = 32.4308 g [36], atomic weight (M_A) = 533.2854 g/mol and the gas constant (R) = 8.3145 J/mol. K

2.2. Calculation of the enthalpy and the entropy

The enthalpy (H), as a function of temperature, can be calculated for the ferroelastic-paraelastic phase transition in TMA-ZnBr₄ by using the simple definition of the specific heat $C_p = \partial H / \partial T$. Inserting Equation (2.5) in that definition and integrating both sides leads

$$H = -\frac{A' T}{T_C^2} (1 - \alpha)(2 - \alpha) \int_T^{T_C} \left| \frac{T - T_C}{T_C} \right|^{-\alpha} dT + H_0 \quad (2.6)$$

Table 2. Values of the A' and critical exponent α according to Equation (2.5) in both ferroelastic ($T < T_C$) and paraelastic ($T > T_C$) phases of TMA-ZnBr₄ ($T_C = 287.2$ K) for the temperature intervals indicated.

Phase	$-A'$ (J)	α	Temperature interval (K)	ΔT (K)
Ferroelastic ($T < T_C$)	8987 ± 81	0.031 ± 0.002	$277.2 < T < 286.9$	9.7
	9057 ± 82	0.029 ± 0.002	$278.6 < T < 286.9$	8.3
	9132 ± 100	0.027 ± 0.002	$280.1 < T < 286.9$	6.9
	9147 ± 101	0.024 ± 0.002	$281.5 < T < 286.9$	5.5
	9357 ± 112	0.021 ± 0.002	$282.9 < T < 286.9$	4.1
	9533 ± 105	0.017 ± 0.002	$284.2 < T < 286.9$	2.7
	9959 ± 90	0.012 ± 0.002	$285.6 < T < 286.9$	1.3
Paraelastic ($T > T_C$)	6092 ± 305	0.094 ± 0.008	$287.4 < T < 302.3$	14.9
	5674 ± 306	0.109 ± 0.009	$287.4 < T < 293.1$	5.7
	5567 ± 445	0.115 ± 0.012	$287.4 < T < 288.5$	1.1
	6212 ± 551	0.094 ± 0.013	$287.4 < T < 288.2$	0.8
	7303 ± 548	0.062 ± 0.011	$287.4 < T < 287.9$	0.5
	8603 ± 387	0.032 ± 0.006	$287.4 < T < 287.6$	0.3

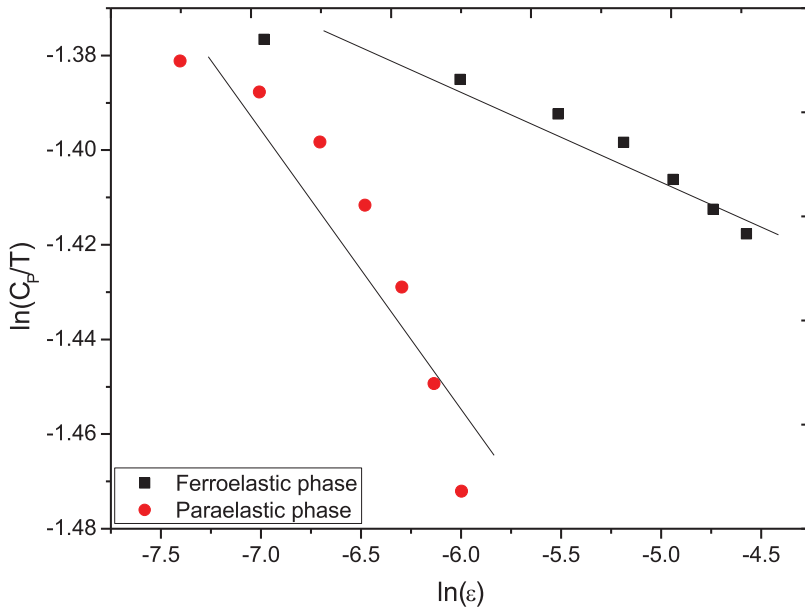


Figure 2. Specific heat [36], C_p , as a function of reduced temperature ε in a ln-ln scale according to Equation (2.5) for the temperature intervals of $284.2 < T(K) < 286.9$ (ferroelastic phase) and $287.4 < T(K) < 287.9$ (paraelastic phase) in TMA-ZnBr₄. The solid lines are guide to the eye.

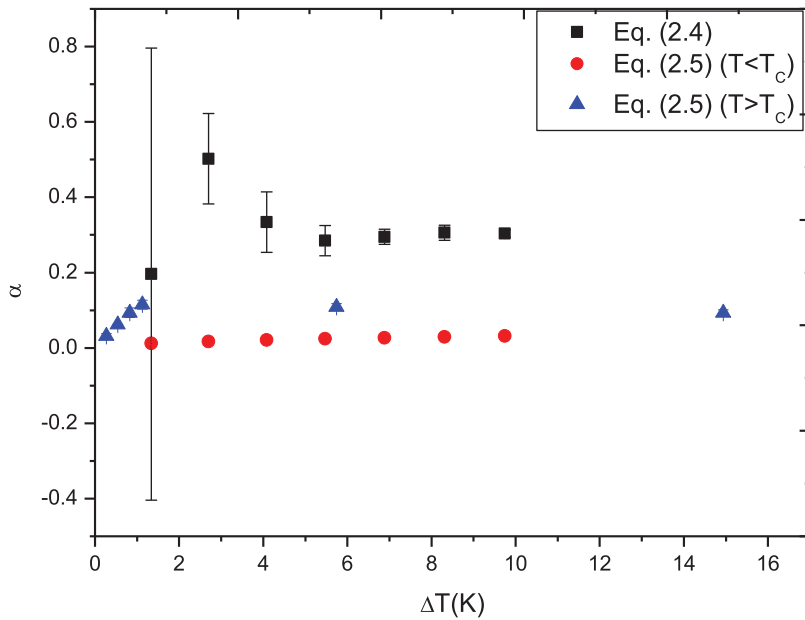


Figure 3. Values of the critical exponent α as a function of temperature ΔT (Tables 1 and 2) calculated from the Gibbs free energy [36] in the ferroelastic ($T < T_c$) and from the specific heat data [36] in both ferroelastic ($T < T_c$) and paraelastic ($T > T_c$) phases of TMA-ZnBr₄ according to Equations (2.4) and (2.5), respectively.

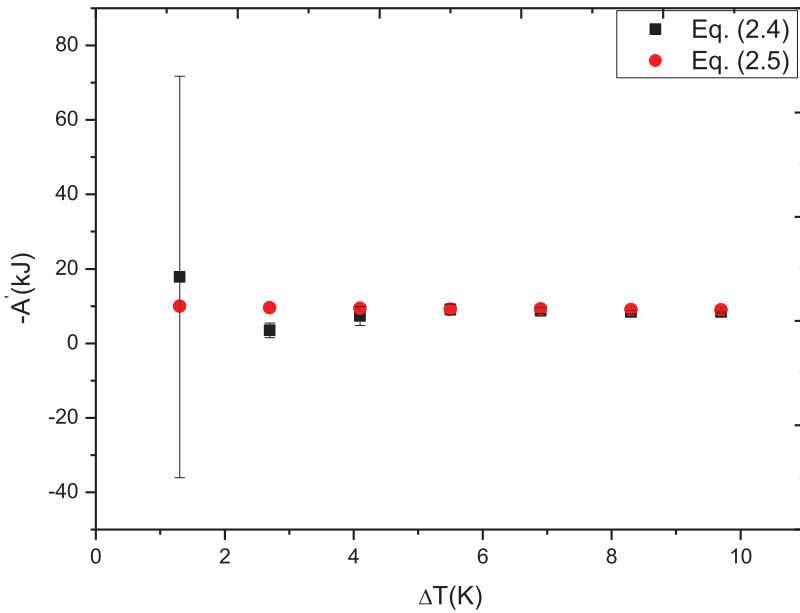


Figure 4. The fitting parameter A' deduced, independently, according to Equations (2.4) and (2.5) in the ferroelastic ($T < T_C$) phase of TMA-ZnBr₄ ($T_C = 287.2$ K).

where H_0 is the enthalpy value at $T = T_C$. From Equation (2.6), the temperature dependence of H in both phases of TMA-ZnBr₄ can be calculated as

$$H = -A' \left[(1 - \alpha) \left| \frac{T - T_C}{T_C} \right|^{2-\alpha} + (2 - \alpha) \left| \frac{T - T_C}{T_C} \right|^{1-\alpha} \right] + H_0 \tag{2.7}$$

The extracted values of α and A' (Table 2) were used to calculate the temperature dependence of the enthalpy change $\Delta H = H - H_0$ in both ferroelectric and paraelectric phases of TMA-ZnBr₄ according to Equation (2.7) as given in Figure 5.

Likewise, the temperature dependence of the entropy S can also be calculated for the ferroelastic-paraelectric phase transition in TMA-ZnBr₄ by defining $C_p = T(\partial S/\partial T_p)$. Integration of this definition leads to

$$S = \frac{C_p}{T} dT + S_0 \tag{2.8}$$

where S_0 is the entropy at $T = T_C$. Inserting Equation (2.5) in Equation (2.8) one gets,

$$S = -A' \frac{(2 - \alpha)}{T_C} \left| \frac{T - T_C}{T_C} \right|^{1-\alpha} + S_0 \tag{2.9}$$

as it performed for the calculation of the enthalpy change ΔH , the temperature dependence of the entropy change $\Delta S = S - S_0$ was calculated according to Equation (2.9) by using the extracted values of α and A' (Table 2) in both phases of TMA-ZnBr₄ crystal. Figure 6 gives the entropy difference ΔS as a function of temperature in the ferroelastic and paraelectric phases of this crystal.

3. Discussion

The fitting parameters A'_0 , A' and critical exponent α were calculated from the reported [36] data of the Gibbs free energy for TMA-ZnBr₄ according to Equation (2.4) at various temperature intervals

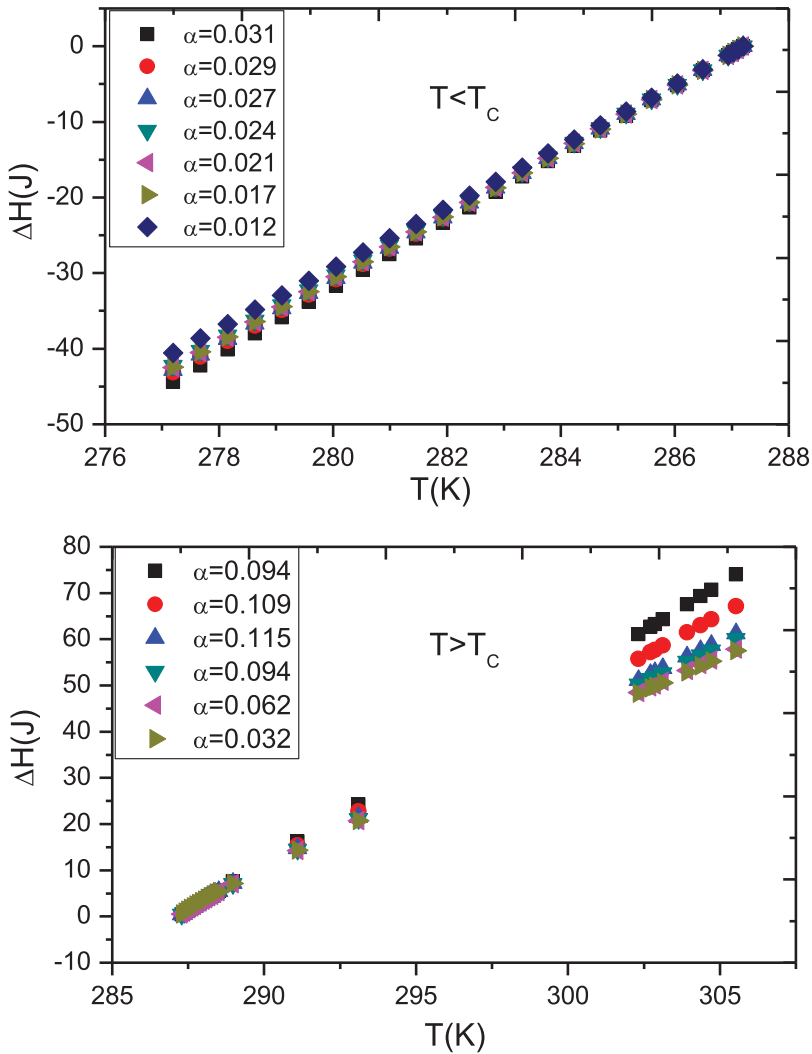


Figure 5. The enthalpy difference ΔH as a function of temperature according to Equation (2.7) in both ferroelastic ($T < T_c$) and paraelastic ($T > T_c$) phases of TMA-ZnBr₄ ($T_c = 287.2$ K).

close to the ferroelastic-paraelectric phase transition temperature of 287.2 K, as given in Table 1. The obtained values of α for the change in temperature (ΔT) of 9.7, 8.3, 6.9, 5.4 and 4.1 K (Table 1) were almost 0.3 that are consistent with that predicted from the 2-d pots model. Unexpectedly, for the temperature change of 2.7 K a value of 0.5 was found for the critical exponent α . A value of 0.2 was found for the 1.3 K change in temperature between the temperature interval of $285.6 < T(K) < 286.9$. Values of the critical exponent α extracted from the Gibbs free energy tends to decrease, except the value of 0.5 extracted for $\Delta T = 2.7$ K, as ΔT decreases (see Figure 3). Also note that, the error part of α between $285.6 > T(K) < 286.9$ was found to be 0.6 which was much higher than those error parts of the remaining ones changing from 0.01 to 0.12, as given in Table 1.

The specific heat data [36] of TMA-ZnBr₄ were also analyzed according to Equation (2.5) in both ferroelastic ($T < T_c$) and paraelectric ($T > T_c$) phases for various temperatures intervals indicated in Table 2. The extracted values of the critical exponent α in the ferroelastic phase changing between 0.03 and 0.01 (Table 2) are consistent with that predicted from the mean field theory ($\alpha=0$), while α values deduced in the paraelectric phase for the temperature change (ΔT) of 14.9, 5.7, 1.1 and 0.8 K

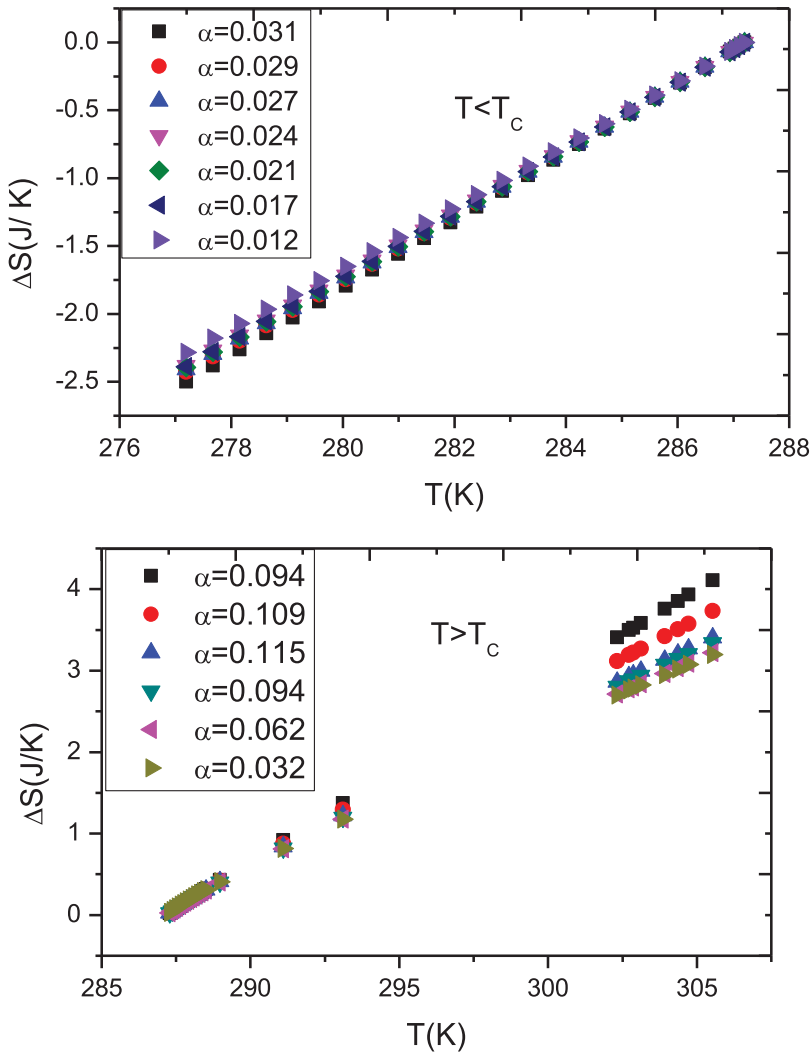


Figure 6. The entropy difference ΔS as a function of temperature according to Equation (2.9) in both ferroelastic ($T < T_c$) and paraelastic ($T > T_c$) phases of TMA-ZnBr₄ ($T_c = 287.2$ K).

were found to be 0.09, 0.10, 0.12 and 0.09, respectively (Table 2). These values of α are very close to that predicted from the 3-d Ising model ($\alpha = 0.125$). Furthermore, for ΔT of 0.5 and 0.3 K in the paraelastic phase of TMA-ZnBr₄ the values of the critical exponent α were found to be 0.06 and 0.03, respectively, which are very close to the value of $\alpha = 0$ predicted from the mean field theory. The critical exponent α calculated for both phases in TMA-ZnBr₄ tend to decrease, as also found in the analysis of the Gibbs free energy, as temperature get closer to the transition temperature of $T_c = 287.2$ K (Figure 3). Those calculated values of the critical exponent α in both ferroelastic ($\alpha = 0.01$) and paraelastic phases ($\alpha = 0.03$) of TMA-ZnBr₄ for the temperature change of 1.3 and 0.3 K, respectively can also be compared with that reported value of $\alpha = 0.01$ in both phases of TMA-CuBr₄ [38]. Those extracted values of the fitting parameter A' according to Equations (2.4) and (2.5), independently, for the same temperature intervals (Tables 1 and 2) in the ferroelastic phase of TMA-ZnBr₄ were very close to each other, as given in Figure 4. This is an evidence for the applicability of the compressible Ising model to describe the ferroelastic-paraelastic phase transition in TMA-ZnBr₄.

The enthalpy H and the entropy S of TMA-ZnBr₄ were also calculated in this study in terms of the Equations (2.7) and (2.9), respectively. For these calculations of H and S , the extracted values of the critical exponent α and the coefficient A' from the specific heat data (Table 2) in both phases of this compound were used. As expected, the enthalpy H and the entropy S increase as the temperature increases in both phases of TMA-ZnBr₄, as given in Figures 5 and 6, respectively.

4. Conclusions

The critical behavior of the specific heat and also the Gibbs free energy in TMA-ZnBr₄ crystal are analyzed by using the compressible Ising model in the vicinity of the phase transition temperature of 287.2 K. The values of 0.01 and 0.03 for the critical exponent were found as the phase transition temperature was approached for the change in temperature of 1.3 and 0.3 K in ferroelastic and paraelastic phases, respectively. Both values are very close to that predicted from the mean-field theory. This is an indication of that the compressible Ising model is adequate to describe the second order ferroelastic-paraelastic phase transition of TMA-ZnBr₄. This model can also be applied to the other member of A₂BX₄ type dielectrics.

Also, the temperature dependence of the enthalpy and the entropy which we predicted in this study can be compared with the calorimetric measurement when they are available in the literature.

Disclosure statement

No potential conflict of interest was reported by the author.

ORCID

A. Kiraci  <http://orcid.org/0000-0003-4067-1004>

References

- [1] Gesi K. Phase transitions and ferroelectricity in {N(CH₃)₄}₂XBr₄ (X: Zn, Co, Cu). *J Phys Soc Jpn.* 1982;51:203–207.
- [2] Asahi T, Hasebe K, Gesi K. Refinement of the crystal structure of [N(CH₃)₄]₂ZnBr₄ in connection with its phase transition. *J Phys Soc Jpn.* 1988;57:4219–4224.
- [3] Igartua JM, Larrea IR, Couzi M, et al. Calorimetric and Raman study of the phase transition in [N(CH₃)₄]₂ZnBr₄. *Phys Status Solidi B.* 1991;168:67–79.
- [4] Brezewski T, Cuevas AG, Bocanegra EH, et al. Ultrasonic and dilatometric study of the ferroelastic phase transition in [N(CH₃)₄]₂ZnBr₄ crystal. *Solid State Commun.* 1992;82:401–405.
- [5] Trouelan P, Lefebvre J, Derollez P. Studies on tetramethylammonium tetrabromometal-lates. I. Structures of tetramethylammonium tetrabromocuprate(II), [N(CH₃)₄]₂[CuBr₄], and -zincate(II), [N(CH₃)₄]₂[ZnBr₄], at room temperature. *Acta Cryst C.* 1984;40:386–389.
- [6] Nishihata Y, Sawada A, Kasatani H, et al. Structure of tetramethylammonium tetrabromocobaltate at room temperature. *Acta Cryst C.* 1993;49:1939–1941.
- [7] Asahi T, Hasebe K, Gesi K. A Structural study of [N(CH₃)₄]₂CdBr₄ in connection with its phase transition. *J Phys Soc Jpn.* 1992;61:1590–1597.
- [8] Trouelan P, Lefebvre J, Derollez P. Studies of tetramethylammonium tetrabromometallates. II. Structure of tetramethylammonium tetrabromozincate, [N(CH₃)₄]₂[ZnBr₄], in its low-temperature phase. *Acta Cryst. C.* 1985;41:846–850.
- [9] Harada S, Iwata M, Ishibashi Y. Measurement of elastic constant in [N(CH₃)₄]₂ZnBr₄ single crystal. *J Phys Soc Jpn.* 1992;61:3436–3438.
- [10] Iwata M, Harada S, Ishibashi Y. Measurement of elastic constant in [N(CH₃)₄]₂CoBr₄ single crystal. *J Phys Soc Jpn.* 1996;65:1290–1292.
- [11] Meeks SW, Auld BA. Optical and acoustic device applications of ferroelastic crystals. *Adv Electron El Phys.* 1988;71:251–355.
- [12] Kuok MH, Ng SC, Liu T, et al. Brillouin and ultrasonic studies of the ferroelastic phase transition in [N(CH₃)₄]₂ZnBr₄. *J Phys Soc Jpn.* 1999;68:1598–1601.

- [13] Hasabe K, Mashiyama H, Tanisaki S, et al. X-ray study of the phase transitions in $\{N(CH_3)_4\}_2ZnBr_4$ and $\{N(CH_3)_4\}_2CoBr_4$. *J Phys Soc Jpn.* **1984**;53:1866–1868.
- [14] Shimomura S, Fujii Y, Hamaya N. Hydrostatic pressure effect on the ferroelastic monoclinic phase of $\{N(CH_3)_4\}_2MCl_4$ ($M=Fe, Zn$). *J Phys Soc Jpn.* **1995**;64:4759–4765.
- [15] Sawada A. Sublattice strain, ferridistortive crystal and ferrielasticity. *J Phys Soc Jpn.* **1991**;60:3593–3595.
- [16] Sawada A, Tanaka K. Ferridistortive phase transition in $\{N(CH_3)_4\}_2CoBr_4$ crystals. *J Phys Soc Jpn.* **1991**;60:4326–4330.
- [17] Tanaka K, Shimada T, Nishihata Y, et al. Roles of cation and anion molecules in ferridistortive phase transition in $[A(CH_3)_4]_2XBr_4$ type crystals. *J Phys Soc Jpn.* **1995**;64:146–154.
- [18] Gesi K. Dielectric study of the structural phase transition in $\{N(CH_3)_4\}_2CdBr_4$. *Phase Transit.* **1992**;38:1–7.
- [19] Gesi K. Phase transition in $\{N(CH_3)_4\}_2MnBr_4$. *J Phys Soc Jpn.* **1983**;52:2931–2935.
- [20] Gesi K, Ozawa K. Effect of hydrostatic pressure on the phase transitions in $\{N(CH_3)_4\}_2XBr_4$ ($X: Zn, Co$). *J Phys Soc Jpn.* **1983**;52:2440–2442.
- [21] Iwata M, Matsuda M, Orihara H. Observation of the ferroelastic domain structure near the phase transition point. *Ferroelectr Lett.* **1996**;21:151–160.
- [22] Etxebarria J, Breczewski T, Ezpeleta JM, et al. Optical study of the ferroelastic phase transition of $\{N(CH_3)_4\}_2ZnBr_4$. *Phase Transit.* **1990**;29:115–122.
- [23] Lim AR. Study of chemically inequivalent $N(CH_3)_4$ ions in $\{N(CH_3)_4\}_2ZnBr_4$ near the phase transition temperature using 1H MAS NMR, ^{13}C CP/MAS NMR, and ^{14}N NMR. *Solid State Sci.* **2016**;52:37–41.
- [24] Rice OK. Thermodynamics of phase transitions in compressible solid lattices. *J Chem Phys.* **1954**;22:1535–1543.
- [25] Mathis PC, Schultz TD. Theory of magnetothermomechanics. *Phys Rev.* **1963**;129:175–181.
- [26] Larkin AI, Pikin SA. Phase transitions of the first order but nearly of the second. *Sov Phys JETP.* **1969**;29:891–896.
- [27] Domb C. Some recent developments in the theory of magnetic transitions. *Ann Acad Fennice Ser.* **1966**; A6:167–176.
- [28] Baker G, Essam JW. Effects of lattice compressibility on critical behaviour. *Phys Rev Lett.* **1970**;24:447–449.
- [29] Wagner H. Phase transition in a compressible ferromagnet. *Phys Rev Lett.* **1970**;25:31–34.
- [30] Wagner H, Swift J. Elasticity of a magnetic lattice near the magnetic critical point. *Z Phys.* **1970**;239:182–196.
- [31] Aharony A. Critical behaviour of magnets with lattice coupling. *Phys Rev, B.* **1973**;8:4314–4317.
- [32] Yurtseven H. Phase transitions of weakly first order or nearly second order. *Phase Transit.* **1994**;47:59–68.
- [33] Yurtseven H, Yanik A. Specific heat of NH_4Cl and $NH_4Br_xCl_{1-x}$ crystals close to the ferro-ordered phase. *J Chem Soc Pak.* **2009**;31:207–213.
- [34] Yurtseven H, Tirpanci DV, Karacali H. Analysis of the specific heat of Ru doped $LiKSO_4$ close to phase transitions. *High Temp.* **2018**;56:462–465.
- [35] Yurtseven H, Kayisoglu D, Sherman WH. Calculation of the specific heat for the first order, tricritical and second order phase transitions in NH_4Cl . *Phase Transit.* **1999**;67:399–412.
- [36] Igartua JM, Larrea IR, Zubillaga J, et al. The specific heat of $\{N(CH_3)_4\}_2ZnBr_4$ around the ferro-paraelastic phase transition by adiabatic calorimetry. *Thermochim Acta.* **1992**;199:35–43.
- [37] Yurtseven H, Sherman WH. Weakly first order or nearly second order phase transitions in ammonium halides. *Phase Transit.* **1994**;47:69–75.
- [38] Echarri AL, Larrea IR, Tello MJ. Thermodynamics of the phase transition sequence in the incommensurate compound $\{N(CH_3)_4\}_2CuBr_4$. *Phys Status Solidi B.* **1989**;154:143–152.